




# The Last Tech Age

*Let's maintain this, the last technical civilization of our world*



[Home](#) [Index of posts – Find related topics](#) [PDF References](#) [LastTechAge](#) [Reference Pages](#)

## Trends correlating with Saez Piketty Inequality

This is the LastTechAge collection of all data trends currently found that correlate with Saez-Piketty Inequality (SPI) trends.

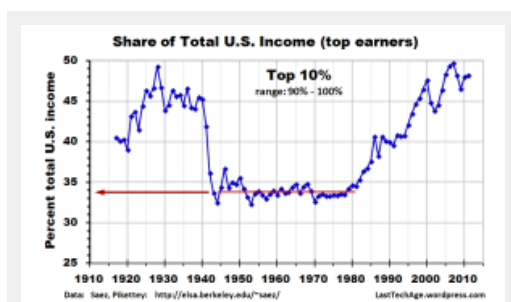
This PAGE supplements our INDEX by listing the graphs of data sets that correlate with data by Emmanuel Saez, Thomas Piketty and co-workers.

*Click any graph for full resolution image*

## Basic SPI graphs

### Saez data ... intro to SPI

- [Zero Sum Game](#), • [Piketty](#), • [Records](#)



Income to top earning 10% of population

### Growth of top incomes as multiples of baseline

- [Elites or Ultras?](#), • [Zero Sum Game](#)

### Locate related topics

Click INDEX under the banner for links to related Last Tech Age posts

### Categories

Select Category

### Follow Blog via Email

Click to follow this blog and receive notifications of new posts by email.

### Twitter Updates

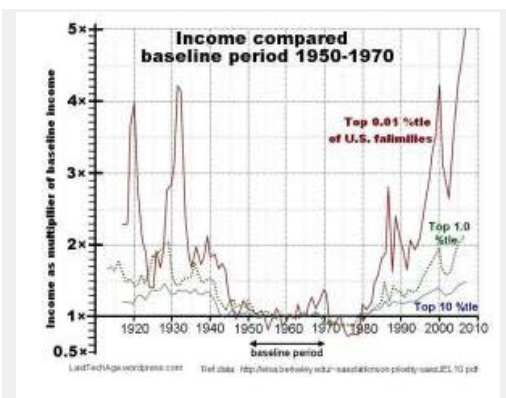
- If California can do it for chicken eggs, why can't we do it for all goods sold in America?  
[wp.me/pZmYo-2ig](http://wp.me/pZmYo-2ig)  
49 minutes ago

### Recent Posts

- [Saving Production Rules](#)
- [How To Peel A Mango](#)
- [Gini Index demonstrates Saez-Piketty Inequality](#)
- [Business Startups and Inequality](#)
- [Are Tuition Costs Exaggerated?](#)

### Archives

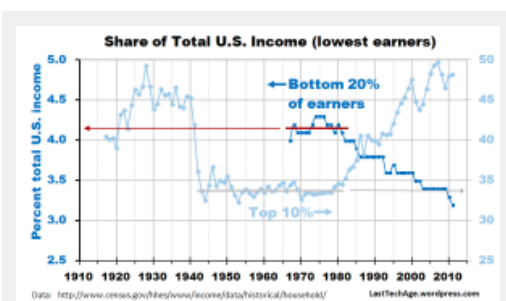
- [October 2014](#)
- [August 2014](#)
- [July 2014](#)
- [June 2014](#)
- [May 2014](#)
- [February 2014](#)
- [January 2014](#)
- [December 2013](#)
- [November 2013](#)



10%, 1% and 0.01% incomes compared to baseline

## Lowest 20% anti-correlates with top 10%

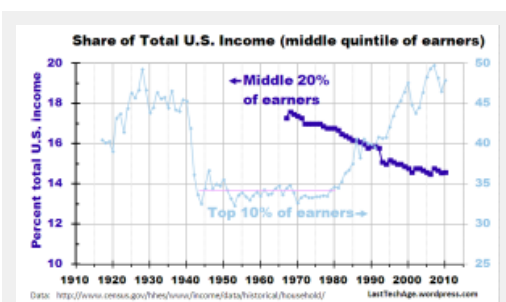
- [MinWage – Poverty](#)



David Brooks, [Piketty Discovers America](#)

## Mid Quintile income anti-correlates top 10%

- [Mankiw](#)



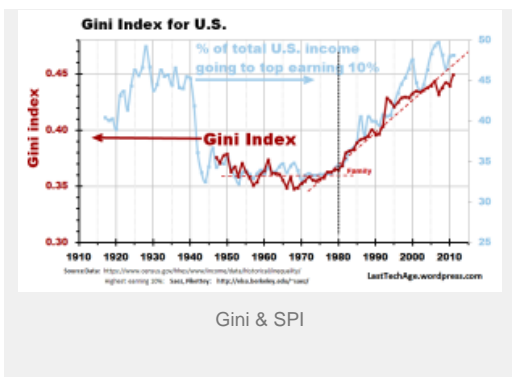
Middle 20%

- October 2013
- September 2013
- August 2013
- July 2013
- June 2013
- May 2013
- March 2013
- February 2013
- January 2013
- December 2012
- November 2012
- September 2012
- August 2012
- July 2012
- June 2012
- May 2012
- March 2012
- February 2012
- January 2012
- December 2011
- November 2011
- October 2011
- September 2011
- August 2011
- July 2011
- June 2011
- May 2011
- April 2011
- March 2011
- February 2011
- January 2011
- July 2010

## Correlated data trends

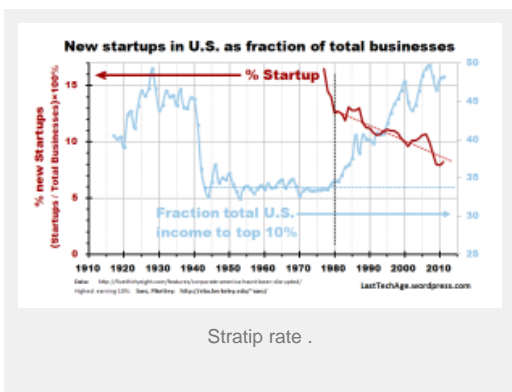
### 1. Gini, flawed as it is, correlates with SPI

- [Gini Index](#)



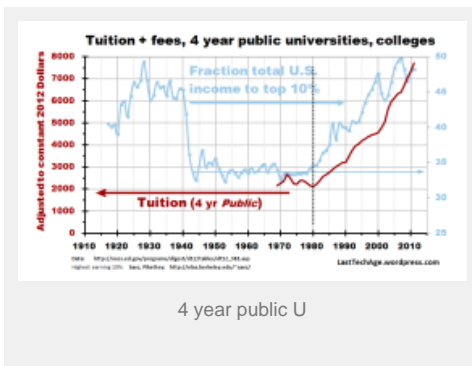
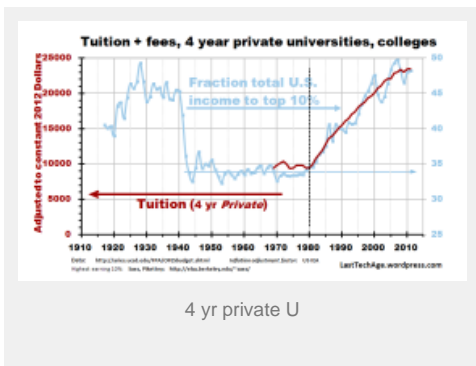
## 2. Startups anti-correlate with SPI

- [Business Startups](#)



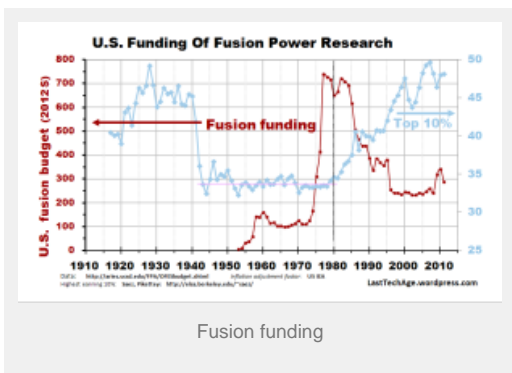
## 3. College tuition Correlates with SPI

- [Tuition Addition](#)



## 4. Fusion funding correlates KeyTime 20 yr slope of SPI

- [MFTF-B](#) , • [Piketty](#) , • [OFES @ DOE](#) , • [Action](#) , • [Stiglitz](#) •



---

.....

Charles J. Armentrout – Ann Arbor

**Send email:** LastTechAge@gmail.com

*update* 2014 Aug 25

[Edit](#)

## Leave a Reply

---

**The Last Tech Age**

*The Twenty Ten Theme.*  *Blog at WordPress.com.*